

CHURCH STATISTICS

WORLDWIDE CHURCH GROWTH

1830.....	6 members	1971.....	3,090,953	1997 (Nov.)	10,000,000
1844.....	26,146	1978.....	4,166,854	2002.....	11,721,548
1873.....	101,538	1982.....	5,162,619	2003.....	11,985,254
1897.....	255,736	1986.....	6,166,983	2004.....	12,207,000
1919.....	507,961	1989.....	7,308,700	2006 (Oct.)	12,791,000
1947.....	1,016,170	1991.....	8,120,540	2007.....	13,193,999
1963.....	2,117,451	1995.....	9,388,000		


These statistics show the total membership milestones of the Church.

CHURCHWIDE STATISTICS

Members		Units	
Missionaries	53,000+	Countries with missions	162
MTCs worldwide	17	Missions (in world)	348
Church Members	12,88,749	Missions (in U.S.)	105
Members living in U.S.	5,779,318	Missions (in Utah)	5
Members living in Nevada	169,714	Missions (in California)	17
% Utahns who are LDS	72%	Wards & Branches	27,827
% Nevadans who are LDS	6.8%	Stakes	2,745
% Members who are Nevadans	1.33%	Operating Temples	126
Nevada LDS-to-non-LDS ratio	1:15	Temples Dedicated since 2005	4
		Temples Announced or Under Construction	10


as of Dec. 31, 2006 as of Dec. 31, 2007

Church Units in Southern Nevada Area (including Logandale)



Average:
9.36 units per stake

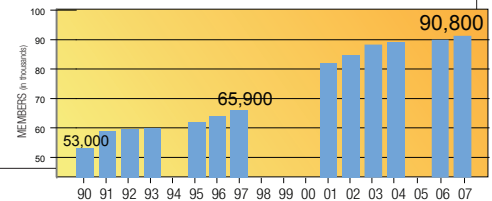
200 Wards
6 Branches
206 Units*
22 Stakes
83 Meetinghouses



Average
441 members per unit

* including 13 Singles and 9 Spanish wards (not Spanish groups)

Stakes reorganize periodically due to the fluctuations in membership caused by member migrations within the valley. The steady growth of the Church is reflected in this graph; the variations among the stakes are shown below.



Southern Nevada Stakes Membership History

NOTE: Chart data points can be slightly off from the timeline as membership numbers are rounded and dates are ±6 months. This graphic was assembled to give a perspective on trends in membership.

